

Índice Geral de Preços - Mercado

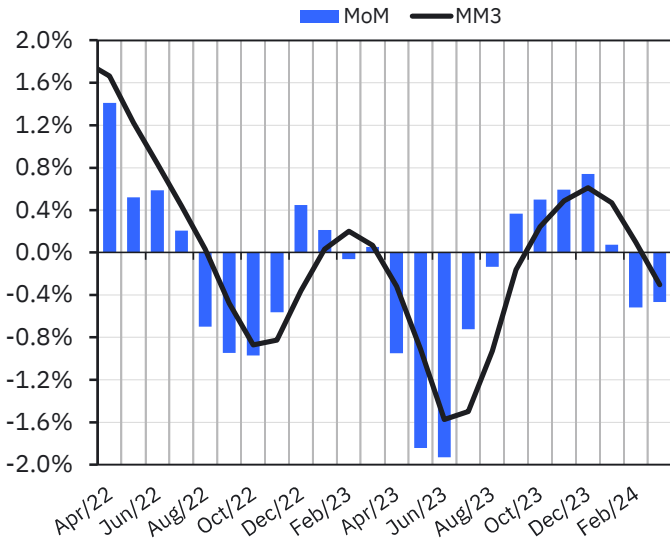
Mês de referência: Março/2024

Publicação: Qua. - 27 Mar. 2024

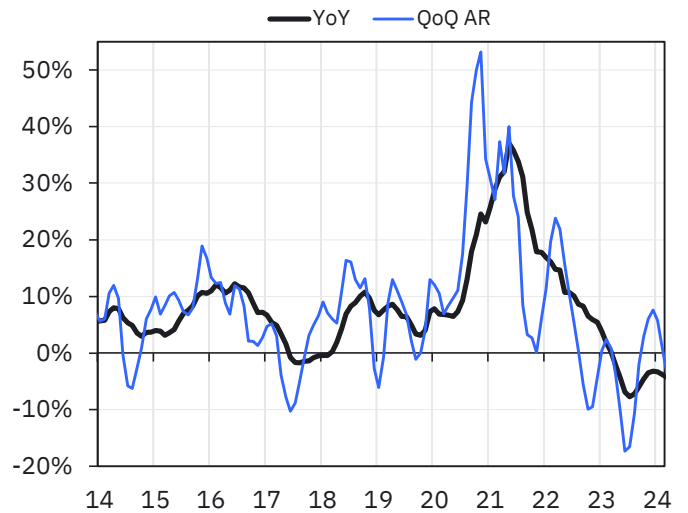


| | Peso | MoM (NSA) | | | YoY (NSA) | | |
|-------------|------|--------------|---------------|---------------|---------------|---------------|---------------|
| | | Jan-24 | Feb-24 | Mar-24 | Jan-24 | Feb-24 | Mar-24 |
| IGP | | 0.07% | -0.52% | -0.47% | -3.32% | -3.76% | -4.26% |
| IPA | 60% | -0.09% | -0.90% | -0.77% | -5.78% | -6.44% | -7.05% |
| IPC | 30% | 0.59% | 0.53% | 0.29% | 3.38% | 3.53% | 3.14% |
| INCC | 10% | 0.23% | 0.20% | 0.24% | 3.23% | 3.23% | 3.29% |

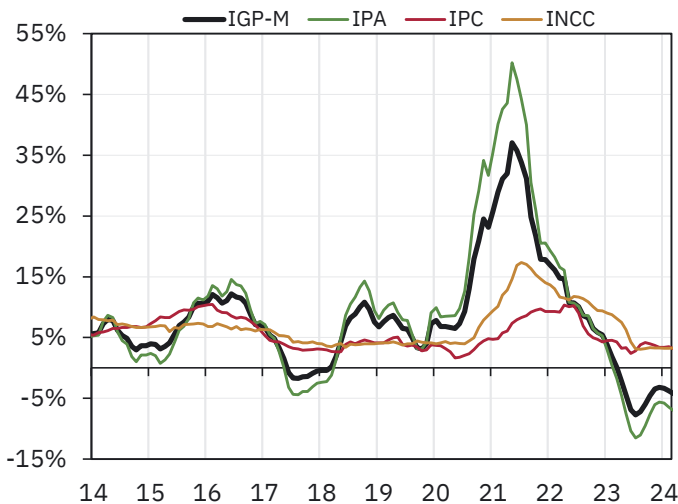
FGV - IGP-M
(%MoM NSA)



FGV - IGP-M
(YoY vs. QoQ AR)



IGP-M e Componentes
(%YoY NSA)



FGV - IGP-M
(%MoM NSA)

